






Expect more from your floor.

Reactive Resin Systems from Silikal: sanitary, safe and speedy



Nothing fishy ab



Skillfully applied by qualified installers and the new floor is fully cured and ready for action within one hour. A perfect way to keep your operation running wide open.


Hygiene and safety, two decisive factors in the fish processing industry that speak for Silikal reactive resin flooring systems. But they are not the only argument for Silikal. Another persuasive point is simply speed. A new floor can go down overnight without causing any expensive downtimes for you.

Advantages the famous Fish Market in Hamburg-Altona has also benefited from. As part of the ongoing renovation of all their market halls, aisles and salesrooms, the market committee

decided on reactive resin floors right down the line—a very good catch, as it turned out.

No problem with aggressive media

Because neither moisture, cold, salts, acids, lye nor constant mechanical loads will have the slightest negative impact on a Silikal floor. Seamless, monolithic floors also offer the best prerequisites for absolutely sanitary surfaces underfoot. No niches and no pores where fungi and bacteria



out Silikal floors



can multiply, and no sanding or holes where moisture and contaminants can get lodged. Transitions to the walls can be either right-angle or curved, depending on the circumstances.

Anti-skid

Heavy-duty and available in a variety of anti-skid grades, methyl methacrylate (MMA) resins also keep floors safe for walking for customers and employees alike.

A floor overnight—even when it's freezing

Downtimes aren't a problem anymore. Not with the great job Silikal applicators do making repairs and renovations after-hours so you don't have to close down. This is all possible because reactive resins only need one to two hours to cure completely and form a solid, durable surface for your floor. And this even at temperatures down to $-10\text{ }^{\circ}\text{C}$, and with some special grades down to $-25\text{ }^{\circ}\text{C}$!

Colours and Company Logos

Many fish processors have taken full advantage of the huge variety of colours Silikal can offer for floors. They have also greeted the opportunity of incorporating their company logo right into the floor.





**Your call—Silikal!
An overview of the advantages.**

Hygienic and clean ...

- Monolithic, seamless surface
- Resistant to alkalis, acids, greases, oils, salts and other aggressive media
- Easy to take care of

Safe ...

- Anti-skid surface grades
- Wear and tear resistant
- Can withstand hot and cold

Quick and beautiful ...

- Extremely short curing times; no interruptions in business when renovations are made!
- Easy to lay, even at temperatures below zero
- Selection of appealing colours, e. g. with coloured quartz sand or flakes mixtures as standard



Silikal production and administration in Mainhausen, near Frankfurt/Main, Germany.



Certified Quality and Ecology Management Systems
Reg. No. 73 100 / 104 663



Certified according to AgBB evaluation scheme



Ask about our Colour Concept!

We see to the best solution.

The best solutions require know-how and experience. We can provide it.

When we go out on site to analyse a problem, we know what we're doing. Practical help, friendly and, of course, reliable.

Contact us. We would be pleased to go into detail with you—at no cost or obligation to you, of course.



Expect more from your floor.

Silikal GmbH

Reactive resins and polymer concrete for industrial floors and civil engineering projects

✉ Ostring 23

D-63533 Mainhausen

☎ +49 (0) 61 82 / 92 35 -0

☎ +49 (0) 61 82 / 92 35 -40

🌐 <http://www.silikal.de>

@ mail@silikal.de

All details given above can only serve as general information. The various working conditions or circumstances beyond our control and the many different materials in use exclude any claim which might arise out of the information contained herein. In case of doubt, we recommend that you make sufficient trials on your own.

Your expert applicator: